

PCT

WORLD INTELLECTUAL PROPERTY ORGANIZATION  
International Bureau



INTERNATIONAL APPLICATION PUBLISHED UNDER THE PATENT COOPERATION TREATY (PCT)

<p>(51) International Patent Classification <sup>5</sup> : G01N 27/327, C12M 1/40 G01N 33/84, H05K 1/09</p>	<p>A1</p>	<p>(11) International Publication Number: WO 93/25898 (43) International Publication Date: 23 December 1993 (23.12.93)</p>
<p>(21) International Application Number: PCT/GB93/01179 (22) International Filing Date: 3 June 1993 (03.06.93) (30) Priority data: 9212010.4 5 June 1992 (05.06.92) GB (71) Applicant (for all designated States except US): MEDI-SENSE, INC. [US/US]; 266 Second Avenue, Waltham, MA 02154 (US). (72) Inventors; and (75) Inventors/Applicants (for US only) : FORROW, Nigel [GB/GB]; 6 Grundy Close, Abingdon, Oxon OX14 3SD (GB). WALTERS, Stephen [GB/GB]; 9 Oxford Road, Kirtlington, Oxford OX5 3HD (GB). (74) Agent: RUFFLES, Graham, Keith; Marks &amp; Clerk, 57-60 Lincoln's Inn Fields, London WC2A 3LS (GB).</p>	<p>(81) Designated States: CA, JP, US, European patent (AT, BE, CH, DE, DK, ES, FR, GB, GR, IE, IT, LU, MC, NL, PT, SE).  Published With international search report.</p>	
<p>(54) Title: MEDIATORS TO OXIDOREDUCTASE ENZYMES</p> <p>(57) Abstract</p> <p>Half-sandwich complexes of transition metals having a single <math>\pi</math>-ligand with delocalised <math>\pi</math> bonding are of use in mediating electron transfer between an electrode and a redox protein, for example an oxidoreductase enzyme such as in an amperometric enzyme sensor. Suitable compounds include complexes of the general formula: (<math>\pi</math>-ligand)<math>M</math>(not-<math>\pi</math>-ligand)<sub>n</sub>, wherein the complex is charged or neutral, <math>\pi</math>-ligand) represents the single <math>\pi</math>-bonded ligand, <math>M</math> represents the transition metal atom, <math>n</math> is the number of ligands which are not <math>\pi</math>-ligands, and the <math>n</math> not-<math>\pi</math>-ligands) are the same or different, are univalent or multivalent, and serve to satisfy the valency of the transitional metal <math>M</math>.</p>		

**FOR THE PURPOSES OF INFORMATION ONLY**

Codes used to identify States party to the PCT on the front pages of pamphlets publishing international applications under the PCT.

AT	Austria	FR	France	MR	Mauritania
AU	Australia	GA	Gabon	MW	Malawi
BB	Barbados	GB	United Kingdom	NL	Netherlands
BE	Belgium	GN	Guinea	NO	Norway
BF	Burkina Faso	GR	Greece	NZ	New Zealand
BG	Bulgaria	HU	Hungary	PL	Poland
BJ	Benin	IE	Ireland	PT	Portugal
BR	Brazil	IT	Italy	RO	Romania
CA	Canada	JP	Japan	RU	Russian Federation
CF	Central African Republic	KP	Democratic People's Republic of Korea	SD	Sudan
CG	Congo	KR	Republic of Korea	SE	Sweden
CH	Switzerland	KZ	Kazakhstan	SK	Slovak Republic
CI	Côte d'Ivoire	LI	Liechtenstein	SN	Senegal
CM	Cameroon	LK	Sri Lanka	SU	Soviet Union
CS	Czechoslovakia	LU	Luxembourg	TD	Chad
CZ	Czech Republic	MC	Monaco	TG	Togo
DE	Germany	MG	Madagascar	UA	Ukraine
DK	Denmark	ML	Mali	US	United States of America
ES	Spain	MN	Mongolia	VN	Viet Nam
FI	Finland				

## MEDIATORS TO OXIDOREDUCTASE ENZYMES

The present invention relates to mediators to oxidoreductase enzymes. In particular, the present invention relates to such mediators for use in amperometric enzyme electrodes.

### BACKGROUND OF THE INVENTION

Amperometric enzyme electrodes are described, for example, in *BIOSENSORS Fundamentals and Applications*, edited by Turner, Karube and Wilson, Oxford University Press (1987). The reader is referred to this book for background reading.

Electrical communication between an electrode and the active site of a redox enzyme is a key feature of amperometric enzyme electrodes. Generally this has been achieved using low molecular weight, rapidly diffusing mediators with fast redox couples. Organic compounds such as phenazine methosulphate, 2,6-dichloroindophenol, quinones and phenylene diamines were among the first such species to be used in conjunction with glucose oxidase (GOD). However, these compounds suffer from a number of problems which include poor stability and pH-dependent redox potentials. These problems have been addressed through the use of inorganic species such as octacyanotungstate, hexacyanoferrate, hexacyanoruthenate, ruthenium amine complexes, osmium complexes, and metal porphyrins. Metal bipyridine and phenanthroline complexes have also been suggested.

Many of these inorganic mediators suffer from the problem that it is not easy to modify their redox potentials and/or aqueous solubility. In this respect the field of inorganic mediators has been extended by ferrocenes, which are sandwich compounds with an iron atom sandwiched between two  $\pi$ -bonding cyclopentadienyl rings. The access to a large number of derivatives means

that the properties of ferrocenes can readily be modified by substitution on one or both of the cyclopentadienyl rings.

Ferrocene mediators have been shown to undergo rapid electron transfer with oxidoreductase enzymes such as glucose oxidase (Anal. Chem., 56 (1987) 667); cholesterol oxidase (Electrochemical Sensors for Biomedical Applications, editor C.K.N. Lim, The Electrochem. Soc. (Proceedings Volume), 86-14 (1986) 16); sarcosine oxidase (J. Electroanal. Chem., 240 (1988) 33); lactate oxidase (J. Electroanal. Chem., 240 (1988) 33); pyruvate oxidase (J. Electroanal. Chem., 190 (1985) 117); xanthine oxidase (J. Electroanal. Chem., 190 (1985) 117); glutathione reductase (J. Electroanal. Chem., 190 (1985) 117); diaphorase (Electrochemical Sensors for Biomedical Applications, editor C.K.N. Lim, The Electrochem. Soc. (Proceedings Volume), 86-14 (1986) 16); glucose dehydrogenase (Biosensors, 2 (1986) 71); and horseradish peroxidase (J. Electroanal. Chem., 201 (1986) 1).

Nevertheless, the need remains to expand the list of candidate mediator compounds, allowing new mediators to be developed with tailored properties suited to particular applications.

#### OBJECTS OF THE PRESENT INVENTION

A principal object of the present invention is the provision of compounds of use as mediators for oxidoreductase enzymes or other electron transfer redox proteins. Related objects include mediation processes employing such mediators, products based on the mediation processes, manufacturing methods for the mediated products, and compositions containing the mediators.

#### SUMMARY OF THE PRESENT INVENTION

It has now been found that complexes (half-sandwich complexes) of transition metals such as iron, manganese and chromium containing a single

$\pi$ -ligand (which may be allyl, cyclopropenyl, cyclobutadiene, cyclopentadienyl, benzene, cycloheptatrienyl or trimethylenemethane, among others) are capable of mediating electron transfer to oxidoreductase enzymes such as glucose oxidase, with efficiencies comparable to the ferrocenes but offering the potential for more extensive substitution chemistry. The mediating function is not restricted to enzymes, and may be used with other electron transfer redox proteins.

There have been some reports on the electrochemistry of transition metal half-sandwich complexes, but not in the context of mediation to redox proteins. For example, the effect of substitution on the electrochemical oxidation in acetonitrile of cyclopentadienyltricarbonyl-manganese and -rhenium is reported in *J. Organomet. Chem.*, 101 (1975) C43. The voltammetric oxidation in dichloromethane of arene, cycloheptatriene, and cycloheptatrienyl tricarbonyl complexes of chromium is reported in *J. Chem. Soc. Dalton Trans.*, (1973) 1768. Cyclic voltammetry in acetonitrile of a cyclopentadienylmanganese derivative, a cycloheptatrienylmolybdenum derivative and a cyclopentadienyliron derivative is reported in *J. Organomet. Chem.*, 170 (1979) 217. The voltammetric properties in dichloromethane of certain  $\pi$ -cyclopentadienylsulphur complexes of manganese, molybdenum, tungsten and cobalt are reported in *Inorg. Chem.*, 8 (1969) 1340.

#### PREFERRED EMBODIMENTS OF THE INVENTION

In general, the present invention provides transition metal half-sandwich complexes, for use as mediators in electron transfer between enzymes and electrodes. Correspondingly, the present invention provides a process for mediating electron transfer between an oxidoreductase enzyme and an electrode, which is characterised by the use of a transition metal half-sandwich compound as mediator. We have found that such transition metal half-sandwich compounds can act as mediators in aqueous systems.

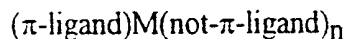
In another aspect, the present invention provides mediated enzyme products and methods of manufacturing such products. Illustratively the present complexes can be used in the manufacture of amperometric enzyme sensors,

such as those of the kind described in EP-78636-A, EP 125136-A, EP 125137-A, EP 125139-A, EP 125867-A, EP 127958-A or EP 230786-A, but using a transition metal half-sandwich compound as mediator. The reader is referred to these published patent specifications, whose content is incorporated herein by reference. Accordingly, the present invention provides amperometric enzyme sensors of use for testing for the presence of an analyte in a sample, especially an aqueous sample. For example, the sample can be a complex biological sample, for instance a biological fluid such as whole blood, plasma or serum, and the analyte can be a naturally occurring metabolite such as glucose or cholesterol, or an introduced substance such as a drug.

Of particular utility for the manufacture of amperometric enzyme sensors, the present invention further provides an electrically conductive printing ink which includes a transition metal half-sandwich mediator compound.

A central feature of the invention is the use as a redox mediator for oxidoreductase enzymes of a half-sandwich complex where a single  $\pi$ -ligand is bonded to a transition metal ion complexed by other ligands. The single  $\pi$ -ligand will comprise 3 or more atoms, typically 3 to 7 atoms, which will generally be carbon but can include any heteroatom capable of  $\pi$  bonding including nitrogen, oxygen, sulphur and phosphorus. By definition in order to have  $\pi$ -bonding, at least three interlinked atoms of the  $\pi$ -ligand define a plane with delocalised  $\pi$  bonding and which interact directly with the transition metal atom. The nature of the transition metal ion is not critical, except for the ability to undergo rapid electron transfer. The identity of the other ligands is not critical, except that they are not  $\pi$ -bonding. For example, the other ligands may be chosen from any of carbonyl, phosphine, isocyanide, nitrosyl, bipyridine, phenanthroline or dithiolate.

Preferably, the half-sandwich compound for use as mediator is a complex of the general formula:



wherein the complex may be charged or neutral,  $\pi$ -ligand represents the single  $\pi$ -bonded ligand,  $M$  represents the transition metal atom,  $n$  is the number of ligands which are not  $\pi$ -ligands, and the  $n$  *not- $\pi$ -ligands* are the

same or different, are univalent or multivalent, and serve to satisfy the valency of the transitional metal M.

More preferably, the  $\pi$ -ligand is selected from  $\pi$ -ligands with 3 to 7 carbon atoms, and is most preferably an allyl, cyclopropenyl, cyclobutadiene, cyclopentadienyl, benzene, cycloheptatrienyl or trimethylenemethane group. The  $\pi$ -ligand can be unsubstituted, but is preferably a substituted ligand. The nature of the substituent is not critical, since it is a feature of the present invention that variation in the identity of the substituent allows the preparation of compounds with different properties for assessment as candidate mediators. Purely by way of illustration, there can be 1 or more, usually 1 to 4, substituents. Such substituents may be selected from alkyl groups, especially a methyl or ethyl group; alkoxy groups, especially a methoxy or ethoxy group; amino and substituted amino groups, especially an amino, dimethylamino, diethylamino or di( $\beta$ -hydroxyethyl)amino group; aminoalkyl and substituted aminoalkyl groups, especially an aminomethyl or dimethylaminomethyl group; a carboxylic acid group; or a sulphonic acid group.

The transition metal M is preferably iron, manganese or chromium.

Each not- $\pi$ -ligand is preferably selected from carbonyl, phosphine, isocyanide, nitrosyl, bipyridine, phenanthroline or dithiolate groups. The first four such groups are monovalent, while the last three such groups are divalent.

In one preferred form of the invention, the transition metal half-sandwich compound is employed as an inclusion complex in  $\beta$ -cyclodextrin, which typically takes the form of a 1:1 adduct.

The transition metal half-sandwich compounds are generally known or can be made by modified literature methods.

A particular advantage of transition metal half-sandwich complexes over the ferrocenes is that the greater degree of structural possibilities allows their properties to be tailored more closely to fit a particular enzyme application

and/or biosensor configuration. Other applications and advantages of the present invention will be apparent, such as the possibility of the use of transition metal half-sandwich complexes as mediators to oxidoreductase enzymes, such as the generality of the flavoprotein, metalloprotein and quinoprotein oxidoreductases; also to act as mediators to redox proteins such as haemoglobin or to respiratory or other electron transfer redox proteins; the possibility of their use as labels for antigens or antibodies in immunochemical procedures including such as described in EP 125139-A; the possibility of their use as artificial substrates to monitor enzyme reactions with redox potentials modified by reaction with the enzyme; the possibility of tailoring the redox potential of a mediator by careful choice of ligands such that it may interact with a particular oxidoreductase protein but not with another; the use of the wider substitution chemistry of half sandwich complexes to fabricate enzyme-mediator complexes or modified electrodes; and other applications in the field of electrochemistry and bioelectrochemistry which will be apparent to the skilled person.

The preferred amperometric enzyme sensor adopting a transition metal half-sandwich compound as mediator utilizes a strip test element, especially a throw-away dry strip. For preference, a disposable test element carries a working electrode, the test reagents comprising at least the oxidoreductase enzyme and transition metal half-sandwich mediator compound for generation of a current indicative of the level of analyte, and a reference electrode. Typically, in the test element, the test reagents are in one or more carbon-based layers associated with the working electrode. Accordingly, the sensor electrodes preferably comprise electrode areas formed for instance by screen printing, spraying, or other suitable deposition technique.

For preference, respective carbon mixtures are applied on to a conductive track on a carrier, for example in close proximity to a reference electrode mixture connected to a second track. In this way, a sensor is produced which is capable of functioning with a small sample of whole blood or other liquid covering the effective electrode areas. The mixtures are most suitably applied to the carrier by screen printing.



In a particularly preferred embodiment, the present invention provides a dry strip sensor which comprises an elongate, electrically-insulating carrier having a pair of longitudinal, substantially parallel, electrically-conducting tracks thereupon, each track being provided at the same end with means for electrical connection to a read-out means and provided with an electrode, one of the electrodes being the reference electrode and the other being the working electrode, together with test reagents.

More especially, such a sensor is configured in the form of a supporting strip of electrically insulating carrier material such as a synthetic polymer (for instance pvc) carrying at a location between its ends the two electrodes supported on electrically conductive printed tracks. For example, the electrodes can take the form of two rectangular areas side by side on the carrier strip. Such areas can be configured as a target area to be covered by a single drop of sample, such as whole blood, for testing for an analyte. If desired, non-rectangular electrode areas, for instance diamond-shaped, semicircular, or triangular areas, can be employed to provide a target area for optimised contact by a liquid sample.

The carrier carries at least two electrodes, namely a reference electrode and a working electrode, but may carry further electrodes such as a counter electrode and/or a dummy electrode, which is of similar formulation to the working electrode with associated test reagents, but lacks one or more of its active components. Such a dummy third electrode can lead to more reliable results, in that if charge passed at the third electrode is subtracted from charge passed at the working electrode, then the resulting charge is solely due to the reaction of interest.

A membrane may be provided at and above the target to perform a filtration function, for example to filter blood cells from the sample before it enters the test strip. As an alternative, a filtration or cellular separation membrane might be cast in situ.

In a more particularly preferred embodiment, there is provided a single use disposable electrode strip for attachment to signal readout circuitry of a

sensor system to detect a current representative of a compound in a liquid mixture, the strip comprising:

- a) an elongated support adapted for releasable attachment to the readout circuitry;
- b) a first conductor extending along the support and comprising a conductive element for connection to the readout circuitry;
- c) an active electrode on the strip in contact with the first conductor and positioned to contact the mixture, the active electrode comprising a printed layer on the support, the printed layer comprising an enzyme capable of catalyzing a reaction involving a substrate for the enzyme and a transition metal half-sandwich mediator capable of transferring electrons transferred between the enzyme-catalyzed reaction and the first conductor to create a current representative of the activity of the enzyme and representative of the compound, the printed layer having an area less than 25 square mm;
- d) a second conductor extending along the support, comprising a conductive element for connection to the readout circuitry; and
- e) a reference electrode in contact with the second conductive element and positioned to contact the mixture and the second conductor, the first conductive element and the active electrode being spaced apart from the second conductive element and the reference electrode, and the electrodes being sized and positioned to present a combined effective area small enough to be completely coverable by a drop of blood, whereby the blood completes an electrical circuit across the active electrode and the reference electrode, for amperometric detection of the activity of the enzyme.

The test strips of this invention can detect analytes for example by known mediated enzyme electrochemical reactions, but using a transition metal half-sandwich compound as mediator. In this respect, the reader is referred to European Patent 78636-A, especially for its mention of glucose oxidase, as well as European Patent 127958-A and European Patent Specification 125137-A. Other enzymes for use with the present mediators include combinations of cholesterol oxidase, a peroxidase and optionally cholesterol esterase, for detection of free or total cholesterol, as described in European Patent 230786-A; and more generally systems including oxidoreductase or other enzymes, including flavoproteins, quinoproteins, and metalloproteins,

and one or more mediator compounds, for example as described in European Patent Specification 125137-A. Other enzyme systems suitable for use in devices according to the present invention include oxidoreductases using nicotinamide and adenine dinucleotide and nicotinamide adenine dinucleotide phosphate as cofactors, for example those described in European Patent 125867-A; or systems using more than one enzyme, as described in European Patent 125136-A.

Test strips according to this invention are intended for use with electronic apparatus and meter systems. These control the progress of the electrochemical reaction, for example by maintaining a particular potential at the electrodes, and monitor the reaction and calculate and present the result. A particular feature which is desirable in a meter system for use with test strips of this type is the capability to detect the wetting of the reaction zone by sample fluid; this allows timely initiation of the measurement and reduces the scope for inaccuracies caused by user error. It is possible to achieve this goal by applying a potential to the electrodes of the test strip as soon as it is inserted into the meter; this potential is maintained until a certain threshold current is measured which will reflect the wetting of the reaction zone by sample fluid. The potential may then be removed for a short time to allow wetting to be completed before initiation of measurement in the usual way.

A further feature which is advantageous is the facility to ascertain automatically the identity of test strips for the measurement of different analytes. This might be achieved, for example, by the provision of additional contacts on the test strip in a pattern characterising the type of strip; the meter would have contact pads to determine the presence or absence of each contact. Alternatively, a system is possible using one or more additional circuit loops printed on the test strip of determined resistance characteristic of the type of strip, as described in US 5126034 at column 4, lines 3 to 17. As a further alternative, notches or other shapes might be made in the proximal end of the test strip which is inserted into the meter; switches or optical detectors in the meter can detect the presence or absence of each notch. Further possibilities for recognition of strip types include varying the colour of the strips and providing the meter with a

photodetector capable of distinguishing the range of colours; also providing the strips with barcodes; magnetic stripes or other markings and providing the meter with a suitable reading arrangement.

A preferred technique for large scale production of test strips of the invention will be described. In this instance, the strip electrodes have a three-electrode configuration comprising a reference electrode, a working electrode, and a dummy electrode.

The carrier can be made from any material which has an electrically insulating surface including poly(vinyl chloride), polycarbonate, polyester, paper, cardboard, ceramic, metal coated with ceramic or other insulating substance. Poly(vinyl chloride) or a blend of polycarbonate/polyester seems to be particularly suitable.

A sheet of carrier material is cut to size using a punch tool which crops the outer edges at the same time as punching a number of registration holes. It is advantageous to use these holes during subsequent operations, but it is also feasible to edge-register throughout the process.

A conductive ink is applied to the carrier by a method of deposition such as screen printing. The punched holes are used to register the carrier. This layer produces the contact areas which allow a meter to interface with the test strip and provides an electrical circuit between the contacts and the active chemistry occurring on the strip. For preference, the ink is an organic solvent-based carbon mixture which is air-dried. Alternative formulations are possible including water-based inks and silver inks. Other methods of drying or curing the inks include infra-red, ultra-violet and radio-frequency radiation.

A layer forming the reference electrode is then printed with an organic solvent-based ink containing a silver/silver chloride mixture. The print extends to partially cover the middle track of the carbon print where it extends into the reaction zone. It is useful if separate parts of this print are extended to cover parts of the other carbon tracks outside the reaction zone so that the total electrical resistance of each track is reduced.

A layer of dielectric ink may optionally be printed to cover the majority of the printed carbon and silver/silver chloride layers. In this case, two areas are left uncovered, namely the electrical contact areas and the sensing area which will underlie the reactive zone. This print serves to define the area of the reactive zone, and to protect exposed tracks from short circuit.

For the working electrode, one or more inks are deposited to a precise thickness within a defined area on top of one of the conductive tracks within the reaction zone, to deposit the enzyme and the half-sandwich mediator compound. It is convenient to do this by means of screen printing. Other ways of laying down this ink include inkjet, volumetric dosing, gravure printing, flexographic printing, and letterpress printing.

Optionally, a second partially active ink forming a dummy electrode can be deposited on a remaining conductive track, such that each active ink lies on a conducting track equidistant from a central track coated with the silver/silver chloride ink.

## EXAMPLES OF THE INVENTION

The present invention will now be further described by way of non-limiting examples.

All reactions and subsequent manipulations involving organometallic reagents were performed under anaerobic and anhydrous conditions using an atmosphere of nitrogen. Chromium hexacarbonyl and methylcyclopentadienyl manganese tricarbonyl were obtained from Strem Chemicals, Inc. 1,10-Phenanthroline, 2,2'-bipyridine,  $\beta$ -cyclodextrin hydrate, dimethyldithiocarbamic acid, diethyldithiocarbamic acid and 4-morpholinecarbodithioic acid were purchased from Aldrich Chemicals. Disodium cis 1,2-dipropylene-1,2-dithiolate was prepared by a published method (Inorg. Chem., 5 (1966) 1157).

The product compounds were designated by Compound numbers, as in "Compound 6".

The phosphate buffer solution (PBS) of 0.15 M phosphate (with 0.2 M sodium chloride as supporting electrolyte), pH 7.0, containing 0.1 M glucose was prepared using Analar reagents from Merck BDH. The solution was stored overnight at 4°C prior to use to allow equilibration of the  $\alpha$ - and  $\beta$ -anomers. Glucose oxidase (EC 1.1.3.4 from *Aspergillus niger*) was supplied by Sturge Enzymes. Horseradish peroxidase was obtained from Biozyme.

In the Examples, reference is made to the accompanying figures of the drawings.

#### SUMMARY OF THE DRAWINGS

Figure 1 is a cyclic voltammogram of the chromium complex Compound 6.

Figure 2 comprises (a) cyclic voltammograms of electrodes containing the chromium complex Compound 6, and (b) the catalytic wave upon addition of glucose oxidase.

Figure 3 shows catalytic waves obtained on titrating glucose oxidase with the manganese complex Compound 8.

Figure 4 is a graphical plot of data obtained from the catalytic waves of Figure 3.

Figure 5 is a cyclic voltammogram of the manganese complex Compound 16.

Figure 6 comprises (a) a cyclic voltammogram of the  $\beta$ -cyclodextrin adduct of the manganese complex Compound 10, and (b) the catalytic wave upon addition of glucose oxidase.

Figure 7 comprises cyclic voltammograms of the manganese complex Compound 16 in the presence of different amounts of  $\beta$ -cyclodextrin.

Figure 8 comprises cyclic voltammograms of electrodes containing the manganese complexes (a) Compound 10, (b) Compound 11, and (c) Compound 12.

Figure 9 comprises (a) cyclic voltammograms of electrodes containing the manganese complex Compound 10, and (b) the catalytic wave upon addition of glucose oxidase.

Figure 10 shows the response to glucose of poised glucose oxidase/Compound 10 electrodes.

### Example 1

Arene chromium tricarbonyl complexes were prepared by refluxing the appropriate arene with  $\text{Cr}(\text{CO})_6$  in refluxing di-n-butyl ether/tetrahydrofuran (10:1) according to a general literature procedure (Inorg. Synth., 19 (1979) 154).  $[\text{MeCpMn}(\text{NO})(\text{CO})_2]\text{PF}_6$  Compound 9 was prepared by the procedure of King and Bisner (Inorg. Chem., 6 (1967) 469). Literature methods were used for the synthesis of  $[\text{MeCpMn}(\text{NO})(\text{CN})_2]\text{Na}$  Compound 13 (J. Organomet. Chem., 170 (1979) 217),  $[\text{MeCpMn}(\text{NO})(\text{bipy})]\text{PF}_6$  Compound 14 (Inorg. Chem., 8 (1969) 1340),  $[\text{MeCpMn}(\text{NO})(\text{phen})]\text{PF}_6$  Compound 15 (Inorg. Chem., 8 (1969) 1340),  $[\text{MeCpMn}(\text{NO})(\text{S}_2\text{CNMe}_2)]$  Compound 10 (Inorg. Chem., 8 (1969) 1340),  $[\text{MeCpMn}(\text{NO})(\text{S}_2\text{CNEt}_2)]$  Compound 11 (Inorg. Chem., 8 (1969) 1340), and  $[\text{MeCpMn}(\text{NO})\{\text{SCCN}_2\}][\text{NEt}_4]$  Compound 16 (Inorg. Chem., 8 (1969) 1340).

Preparation of  $[\text{MeCpMn}(\text{NO})(\text{S}_2\text{CNCH}_2\text{CH}_2\text{OCH}_2\text{CH}_2)]$  Compound 12:

The salt  $[\text{MeCpMn}(\text{NO})(\text{CO})_2]\text{PF}_6$  Compound 9 (1.5 g, 4.1 mmol) was dissolved in warm, degassed acetone (45 ml). The stirred solution was

treated with a mixture of 4-morpholinecarbodithioic acid (1.03 g, 4.11 mmol) in 50 ml ethanol/acetone (1:1) and 15 ml water. A colour change to red-brown was observed together with the liberation of carbon monoxide gas. Stirring was continued for 2 hours at 45°C. Filtration yielded a solution from which a crude black-brown product was obtained by reduction of the solvent volume in vacuo followed by cooling. The resulting precipitate was filtered off and recrystallised from boiling petroleum ether (40-60°C)/acetone, giving brown needles of Compound 12 (0.2g, 15%) after storage at -20°C for 3 days.

Melting point: 112-113°C

Analysis:

Found: C,40.78; H,4.70; N,8.53.  
Calc for  $C_{11}H_{15}N_2O_2S_2Mn$ : C,40.49; H,4.63; N,8.58

Preparation of  $[MeCpMn(NO)(S_2CNMe_2)]\beta$ -cyclodextrin:

The procedure used was adapted from a reported method for the preparation of ferrocene- $\beta$ -cyclodextrin adducts (J. Chem. Soc. Dalton Trans, (1991) 2749).

$\beta$ -Cyclodextrin hydrate (2.50 g, 2.2 mmol) was dissolved in water (25 ml) at 70°C under nitrogen. Solid  $[MeCpMn(NO)(S_2CNMe_2)]$  Compound 10 (0.284 g, 1.0 mmol) was then added and the resulting mixture was stirred and heated at 70°C for 7 hours. Upon cooling, the precipitate was filtered off and washed copiously with water followed by ethanol and diethyl ether. The required adduct (0.405 g) was obtained as a brown powder, melting point 300°C with decomposition. Initial microanalysis results on the crude product indicate that it is a 1:1 adduct containing several molecules of water of crystallisation.

Example 2



The half wave potential of benzene chromium tricarbonyl has been recorded as +710mV vs SCE in dichloromethane (J. Chem Soc. Dalton Trans., (1973) 1768). This complex has negligible solubility in buffer. Derivatives, however, are simple to prepare in good yield using the thermolysis of chromium hexacarbonyl with substituted benzenes in tetrahydrofuran/di-n-butyl ether (Inorg. Synth., 19 (1979) 154). Arenes containing amines directly attached to the ring were selected in the hope of enhancing the aqueous solubility of the resulting complexes as well as reducing their mid-point potentials. A series of seven complexes were investigated and were found to demonstrate aqueous electrochemistry in the region +280 to +40mV, as shown in the following table.

Arene ligand	Compound	$E_{ox}$ (mV)
$C_6H_5NMe_2$	1	+250
1,4-MeC <sub>6</sub> H <sub>4</sub> NH <sub>2</sub>	2	+280
$C_6H_5N(CH_2CH_2OH)_2$	3	+250
1,4-C <sub>6</sub> H <sub>4</sub> (NH <sub>2</sub> ) <sub>2</sub>	4	+135
2,4,-(MeO) <sub>2</sub> C <sub>6</sub> H <sub>3</sub> NH <sub>2</sub>	5	+170
1,4,-C <sub>6</sub> Me <sub>4</sub> (NH <sub>2</sub> ) <sub>2</sub>	6	+40
1,3,5-C <sub>6</sub> H <sub>3</sub> (NH <sub>2</sub> ) <sub>3</sub>	7	+50

Figure 1 is a cyclic voltammogram of the chromium complex Compound 6, at 50 mV/s in PBS. Compound 6 was the only compound to display a reversible wave, as shown Figure 1, though it was poorly soluble in aqueous buffer. Further studies were confined to Compound 6.

### Example 3

Screen-printed electrodes incorporating Compound 6 were produced from an organic carbon ink containing the chromium complex at a level of 3.5 mg/g ink. Figure 2 comprises (a) cyclic voltammograms of electrodes containing the chromium complex Compound 6 at 50 mV/s and 0.2  $\mu$ A/cm in PBS, and (b) the catalytic wave upon addition of 100  $\mu$ l glucose oxidase recorded at 20 mV/s and 0.5  $\mu$ A/cm. It will be seen from Figure 2(a) that a reversible wave was recorded when PBS was applied to the electrodes, but

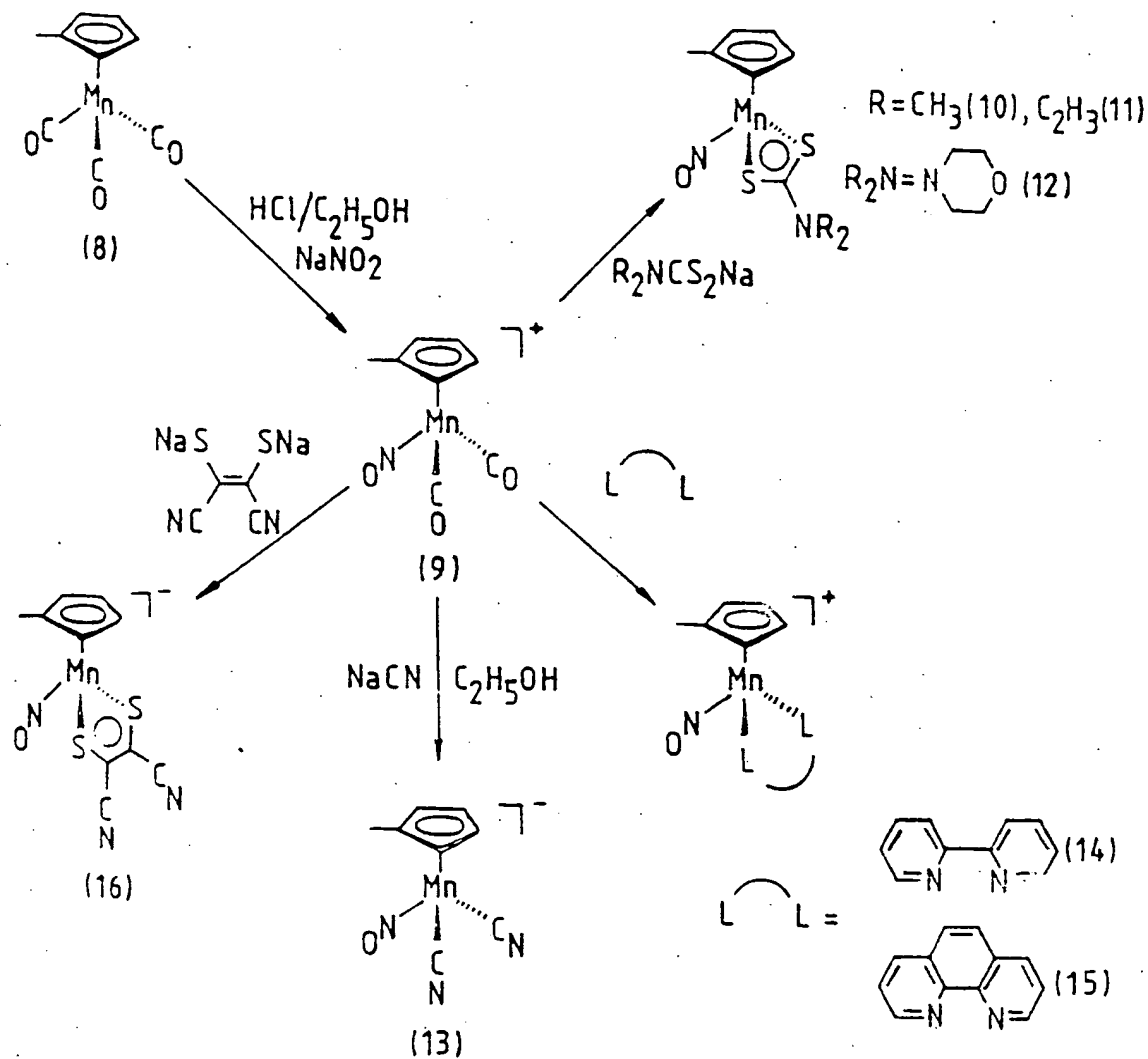
at a lower mid-point potential of -15 mV. From Figure 2(b), it is seen that GOD mediation occurs on applying mixtures of enzyme and glucose to the electrodes, with small catalytic currents of about 1  $\mu$ A.

The result is significant since it demonstrates that it is possible to use a very hydrophobic complex to mediate to GOD when it is incorporated in a carbon electrode. It also illustrates the potential of transition metal half-sandwich complexes as mediators.

#### Example 4

Manganese half-sandwich complexes can be obtained from (methylcyclopentadienyl)manganese tricarbonyl Compound 8, an inexpensive and readily available starting material due to its large scale use as an anti-knocking additive in unleaded petrol. For example, as shown in the following reaction scheme, access to a wide and varied carbonyl substitution chemistry is provided via the nitrosyl cation Compound 9 produced by treatment of the tricarbonyl compound Compound 8 with nitrous acid (Inorg. Chem., 6 (1967) 469) or nitrosonium ion (J. Organomet. Chem, 56 (1973) 345).

## Reaction Scheme:



Cyclopentadienyl manganese tricarbonyl itself is more difficult to oxidise than ferrocene; its oxidation potential being some 1.2 V more positive than ferrocene in acetonitrile (*J. Organomet. Chem.*, 101 (1975) C43). The nitrosyl cation Compound 9 readily decomposes in aqueous buffer to give a species which is irreversibly oxidized at +230 mV. However, treatment of Compound 8 with cyanide ion (*J. Organomet. Chem.*, 170 (1979) 217) affords the anionic dicyano complex Compound 13 which is highly water

soluble and displays a reversible wave at +440 mV. Figure 3 shows catalytic waves obtained at 5 mV/s and 5  $\mu$ A/cm on titrating glucose oxidase with the manganese complex Compound 8, using 0 to 25  $\mu$ l GOD titrated into a solution of Compound 8 in 0.1 M glucose/PBS. A series of catalytic waves of increasing amplitude were obtained. A second order rate coefficient for the oxidation of reduced GOD of  $2.1 \times 10^5 \text{ M}^{-1}\text{s}^{-1}$  was derived from the graph shown in Figure 4 of  $i_{\text{cat}}$  versus  $[\text{GOD}]^{1/2}$  plotted according to literature methods (Prog. React. Kinet., 16 (1991) 55, and J. Electroanal. Chem., 293 (1990) 55). This rate constant compares very favourably with those determined for ferrocenes, such as  $2.0 \times 10^5 \text{ M}^{-1}\text{s}^{-1}$  for ferrocene monocarboxylic acid (Anal. Chem., 56 (1984) 667).

#### Example 5

Several other manganese half-sandwich compounds were prepared from Compound 9. Treatment of Compound 9 with the bidentate ligands 2,2'-bipyridine and 1,10-phenanthroline in accordance with a literature method (J. Chem. Soc (A), (1970) 850) afforded the cation Compounds 14 and 15, respectively. Both complexes exhibited irreversible electrochemistry at potentials of about +600 mV.

Compound 16 was prepared from cis-1,2-dicyanoethylene-1,2-dithiolate (Inorg. Chem., 8 (1969) 1340). Figure 5 is a cyclic voltammogram of the manganese complex Compound 16 0.6 mM in PBS at 50 mV/s and 2  $\mu$  A/cm. A much lower  $E_{\text{OX}}$  of -25 mV was observed for the anionic dithiolene complex, but the oxidized form (a neutral species) proved to be insoluble in buffer. The resultant coating of the electrode meant that an enzyme titration was not possible.

The dithiocarbamate complexes Compounds 10 and 11 were prepared according to the literature method (Inorg. Chem., 8 (1969) 1340) which was also used to prepare the morpholinodithiocarbamate complex Compound 12, a new compound. Compounds 10 to 12 were all found to have negligible solubility in buffer thereby preventing any observation of their electrochemistry.

### Example 6

The literature abounds with papers describing the inclusion of ferrocenes into the hydrophobic activity of  $\beta$ -cyclodextrin ( $\beta$ -cd) resulting in a change in their physical properties not the least of which is an increase in their aqueous solubilities. A slight positive shift in the mid-point potentials of ferrocenes incorporated in  $\beta$ -cd has been reported (J. Org. Chem., 56 (1991) 35, Bioelectrochem. Bioenerg., 24 (1990) 257) and an inhibition by  $\beta$ -cd of the mediation of ferrocenes with GOD. There does not seem to be any report of  $\beta$ -cd hosting a manganese complex.

It was found that simply stirring the solid complex Compound 10 in an aqueous solution of  $\beta$ -cd at 70°C resulted in the formation of a 1:1 inclusion complex which precipitated upon cooling of the mixture. The inclusion complex is soluble in PBS, to at least 0.5 mM. Figure 6 comprises (a) a cyclic voltammogram of the  $\beta$ -cyclodextrin adduct of the manganese complex Compound 10 in 0.1 M glucose/PBS, and (b) the catalytic wave upon addition of 50  $\mu$ l glucose oxidase. The inclusion complex displays a reversible wave at +255 mV with  $\Delta E_p = 70$  mV, and catalytic wave with  $i_{cat} = 9.7 \mu A$  is observed upon addition of GOD and glucose.

### Example 7

Having demonstrated that  $\beta$ -cd is capable of hosting a neutral manganese half sandwich complex, it was also found that  $\beta$ -cd might act as a solubilising agent for the insoluble oxidized form of the anionic complex Compound 16 mentioned earlier. The cyclic voltammogram of a 0.5 mM solution of Compound 16 in buffer has features which indicate that a species is being precipitated onto the electrode. However, addition of  $\beta$ -cd (0.5-5.0mM) resulted in a reversible wave. Figure 7 comprises cyclic voltammograms of the manganese complex Compound 16 in the presence of different amounts of (a) PBS only, and PBS containing (b) 0.5 mM  $\beta$ -cd, (c)

1.0 mM  $\beta$ -cd, and (d) 5.0 mM  $\beta$ -cd. The wave shows  $E_{1/2} = +5\text{mV}$  and  $\Delta E_p = 65\text{mV}$ .

### Example 8

Further work with the dithiocarbamate complexes Compounds 10 to 12 was carried out with screen-printed carbon electrodes produced from carbon inks mixed with each of the complexes. As shown in Figure 8, oxidation waves were observed at +240, +300 and +290 mV for (a) Compound 10, (b) Compound 11, and (c) Compound 12, respectively, using scan rates of 50 and 100 mV/s at 0.5  $\mu\text{A}/\text{cm}$ . Catalytic currents in the region of 4  $\mu\text{A}$  were recorded in the presence of GOD and glucose. Variable but increased currents of up to 29  $\mu\text{A}$  were obtained with 0.1 M glucose when the enzyme was confined in the carbon electrode with the mediator, see Figure 9.

These mediator/enzyme electrodes responded linearly as shown in Figure 10 to glucose in the range 0 to 12 mM when poised at +450 mV. Inclusion of ethylene glycol in the formulation of the carbon ink containing enzyme gave currents of up to 190  $\mu\text{A}$  with 0.1 M glucose.

### Example 9

The ability of the  $\beta$ -cyclodextrin adduct of the manganese complex Compound 10 to mediate with horseradish peroxidase (HRP) was assessed by comparing it with 1,1'-dimethylferrocene ethanamine using rotating ring-disk voltammetry according to a literature method (Anal. Chem., 62 (1990) 2429). Experiments were carried out using a glass cell (14 ml capacity) containing a platinum counter electrode with a calomel reference electrode. A gold-gold ring-disk electrode, rotated at 4 Hz, was immersed in a phosphate-buffered saline solution of the mediator (0.5 mM) containing HRP (280 U). The catalytic ring current was then measured while poisoning the ring electrode at -100 mV and scanning the disk electrode from -100 to -600mV to generate hydrogen peroxide. Successive experiments with the

ferrocene and the  $\beta$ -cd adduct of Compound 10 resulted in identical catalytic currents being recorded.

## CLAIMS

1. A process of mediating electron transfer between an electrode and an oxidoreductase enzyme or other electron transfer redox protein using a mediator compound, wherein said mediator compound is a half-sandwich complex of a transition metal, said complex having a single  $\pi$ -ligand with delocalised  $\pi$  bonding.
2. The process of claim 1, wherein said half-sandwich mediator compound is a complex of the general formula:
$$(\pi\text{-ligand})M(\text{not-}\pi\text{-ligand})_n$$
wherein the complex may be charged or neutral,  $\pi$ -ligand represents the single  $\pi$ -bonded ligand,  $M$  represents the transition metal atom,  $n$  is the number of ligands which are not  $\pi$ -ligands, and the  $n$  not- $\pi$ -ligands are the same or different, are univalent or multivalent, and serve to satisfy the valency of the transitional metal  $M$ .
3. The process of claim 2, wherein the  $\pi$ -ligand is selected from the group consisting of an allyl group, a cyclopropenyl group, a cyclobutadiene group, a cyclopentadienyl group, a benzene group, a cycloheptatrienyl group or a trimethylenemethane group.
4. The process of claim 2, wherein the  $\pi$ -ligand has 1 to 4 substituents selected from the group consisting of alkyl groups, alkoxy groups, amino and substituted amino groups, aminoalkyl and substituted aminoalkyl groups, a carboxylic acid group; and a sulphonic acid group.
5. The process of claim 2, wherein the transition metal  $M$  is iron, manganese or chromium.
6. The process of claim 2, wherein each not- $\pi$ -ligand is selected from the group consisting of carbonyl, phosphine, isocyanide, nitrosyl, bipyridine, phenanthroline and dithiolate groups.
7. The process of claim 1, wherein the transition metal half-sandwich compound is employed as an inclusion complex in  $\beta$ -cyclodextrin.



8. An amperometric enzyme sensor for an analyte, which sensor employs a transition metal half-sandwich compound as mediator.
9. A disposable dry strip test element for an amperometric enzyme sensor, said disposable test element carrying a working electrode, test reagents comprising at least an oxidoreductase enzyme and a transition metal half-sandwich mediator compound for generation of a current indicative of the level of analyte, and a reference electrode.
10. An electrically conductive printing ink which includes a transition metal half-sandwich mediator compound.

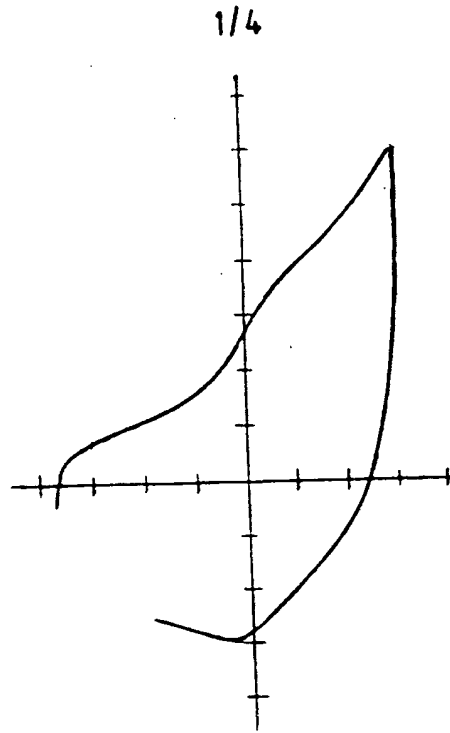


FIG.1.

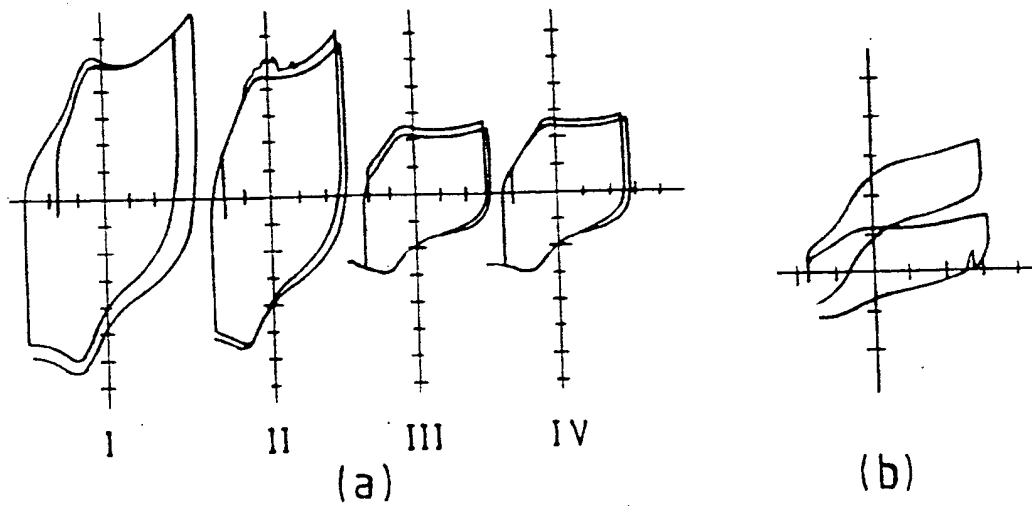


FIG.2.

2/4

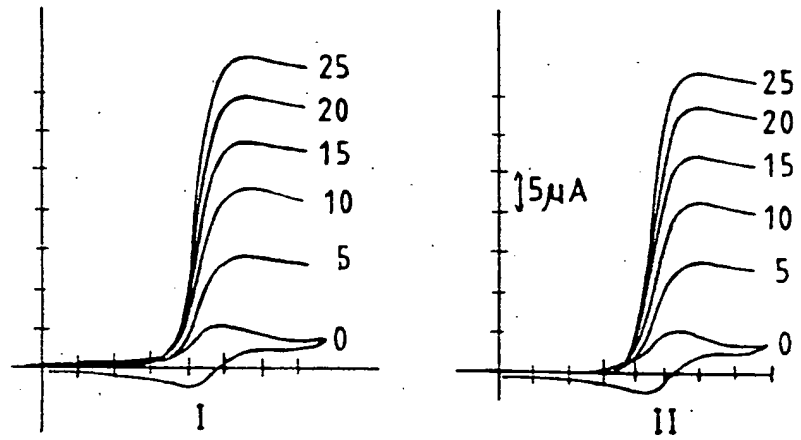


FIG.3.

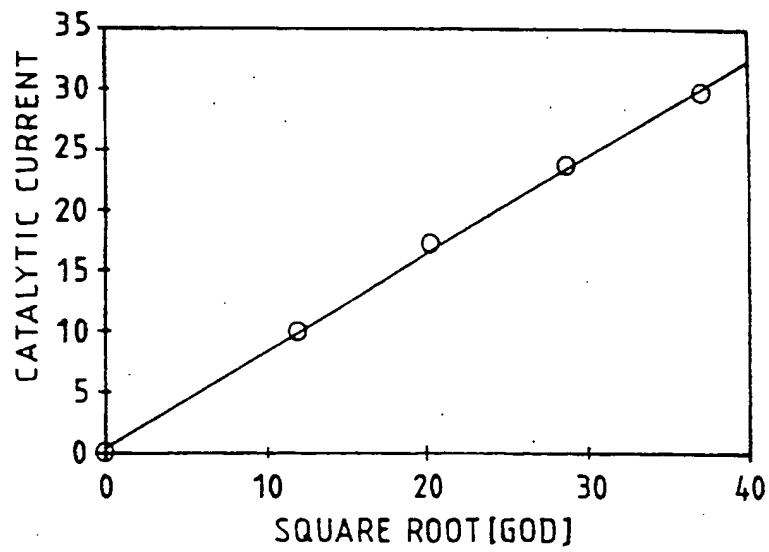


FIG.4.

3/4

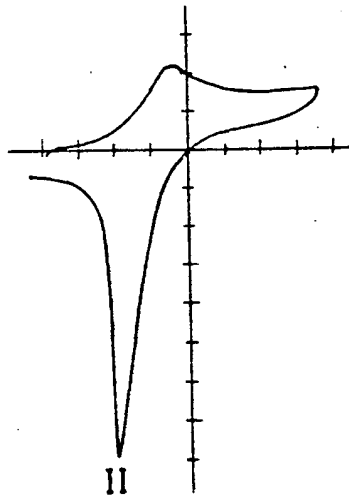


FIG. 5.

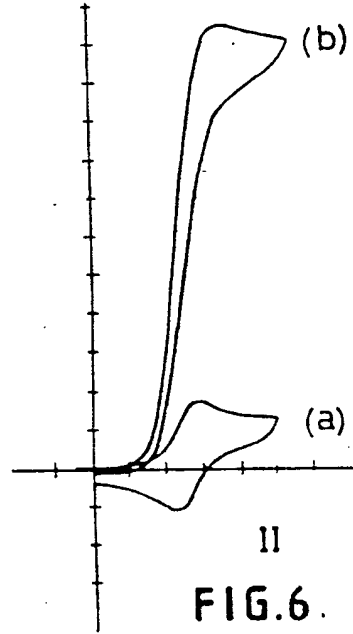


FIG. 6.

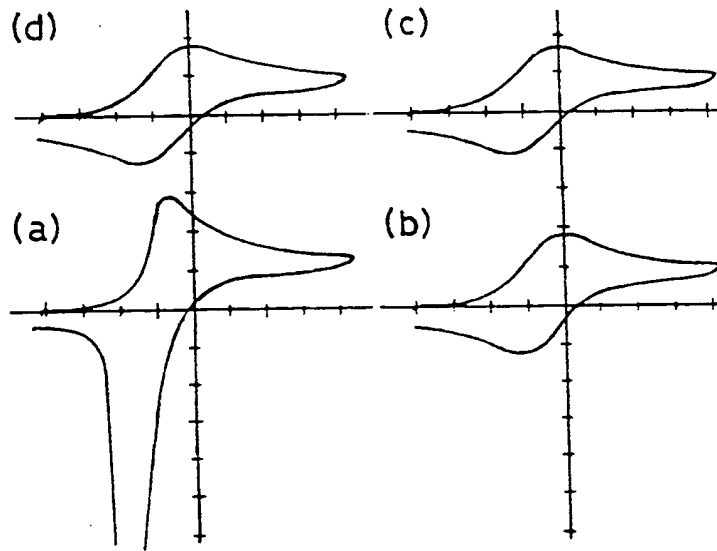


FIG. 7.

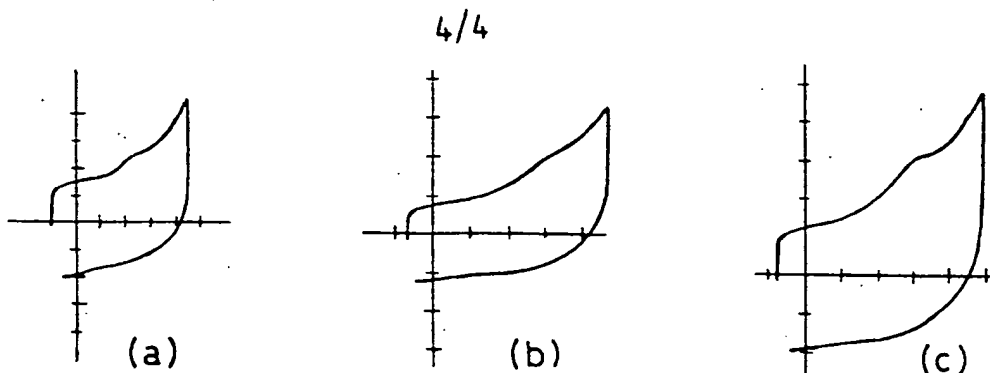


FIG.8.

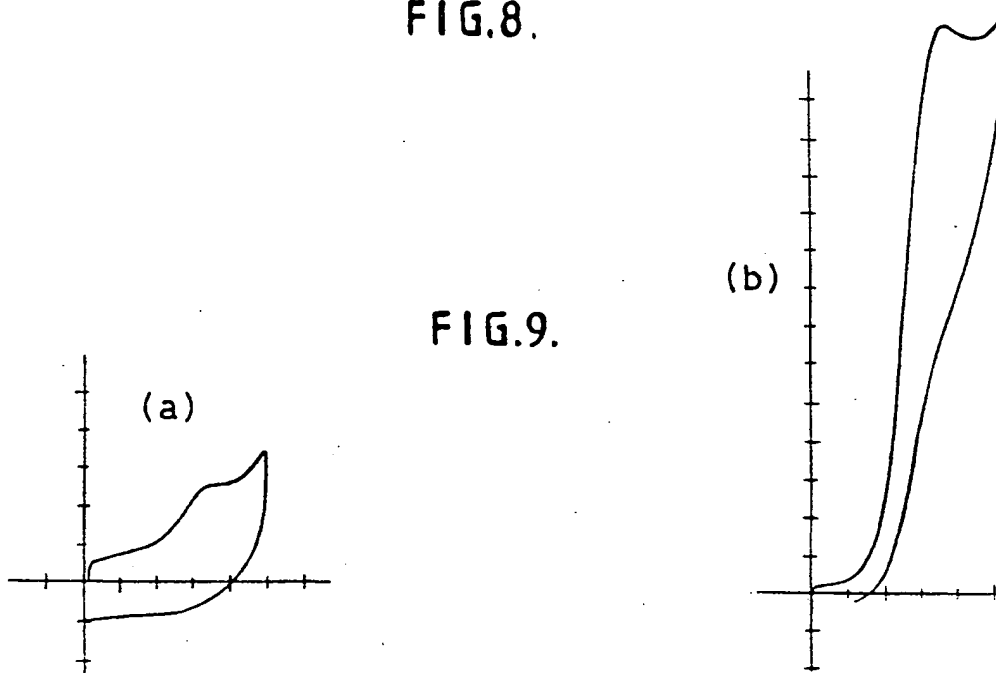


FIG.9.

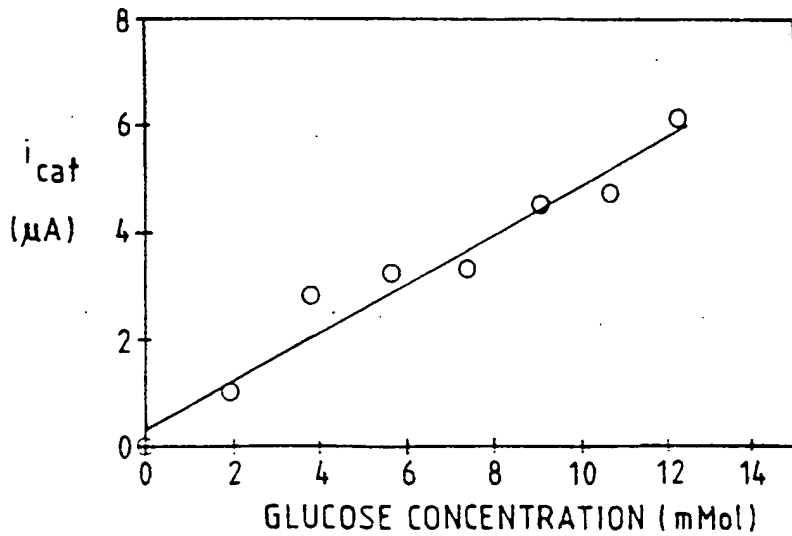


FIG.10.

## INTERNATIONAL SEARCH REPORT

PCT/GB 93/01179

International Application No

I. CLASSIFICATION OF SUBJECT MATTER (if several classification symbols apply, indicate all) <sup>6</sup>		
According to International Patent Classification (IPC) or to both National Classification and IPC		
Int.Cl. 5 G01N27/327;	C12M1/40;	G01N33/84; H05K1/09
II. FIELDS SEARCHED		
Minimum Documentation Searched <sup>7</sup>		
Classification System	Classification Symbols	
Int.Cl. 5	C12Q ; G01N	
Documentation Searched other than Minimum Documentation to the Extent that such Documents are Included in the Fields Searched <sup>8</sup>		
III. DOCUMENTS CONSIDERED TO BE RELEVANT <sup>9</sup>		
Category <sup>10</sup>	Citation of Document, <sup>11</sup> with indication, where appropriate, of the relevant passages <sup>12</sup>	Relevant to Claim No. <sup>13</sup>
X	EP,A,O 150 602 (GENETICS INTERNATIONAL, INC.) 7 August 1985	1-6,8
Y	see the whole document cited in the application ---	1-10
Y	JOURNAL OF ORGANOMETALLIC CHEMISTRY vol. 101, no. 3, 25 November 1975, LAUSANNE CH pages C43 - C44 L.I. DENISOVICH; N.V. ZAKURIN; S.P. GUBIN AND A.G. GINZBURG 'Electrochemical Oxidation of pi-C5H5M(CO)3 (M=Mn, Re) and their Derivatives' cited in the application see the whole document ---	1-6,8-10
<p><sup>10</sup> Special categories of cited documents :</p> <p>"A" document defining the general state of the art which is not considered to be of particular relevance</p> <p>"E" earlier document but published on or after the international filing date</p> <p>"L" document which may throw doubts on priority claim(s) or which is cited to establish the publication date of another citation or other special reason (as specified)</p> <p>"O" document referring to an oral disclosure, use, exhibition or other means</p> <p>"P" document published prior to the international filing date but later than the priority date claimed</p> <p>"T" later document published after the international filing date or priority date and not in conflict with the application but cited to understand the principle or theory underlying the invention</p> <p>"X" document of particular relevance; the claimed invention cannot be considered novel or cannot be considered to involve an inventive step</p> <p>"Y" document of particular relevance; the claimed invention cannot be considered to involve an inventive step when the document is combined with one or more other such documents, such combination being obvious to a person skilled in the art.</p> <p>"A" document member of the same patent family</p>		
IV. CERTIFICATION		
Date of the Actual Completion of the International Search		Date of Mailing of this International Search Report
01 SEPTEMBER 1993		15.09.93
International Searching Authority		Signature of Authorized Officer
EUROPEAN PATENT OFFICE		DÖPFER K.P.

III. DOCUMENTS CONSIDERED TO BE RELEVANT (CONTINUED FROM THE SECOND SHEET)		
Category °	Citation of Document, with indication, where appropriate, of the relevant passages	Relevant to Claim No.
Y	WO,A,9 204 466 (CRANFIELD BIOTECHNOLOGY LTD.) 19 March 1992 see the whole document ---	1-10
Y	JOURNAL OF THE CHEMICAL SOCIETY, DALTON TRANSACTIONS vol. 1973, no. 17, 1973, LETCHWORTH GB pages 1768 - 1770 MALCOLM K. LLOYD ET AL. 'Voltammetric Oxidation of Arene, Cycloheptatriene, and Cycloheptatrienyl Tricarbonyl Complexes of Chromium' cited in the application see the whole document ---	1-6,8-10
Y	JOURNAL OF ORGANIC CHEMISTRY vol. 56, no. 1, 4 January 1991, EASTON US pages 35 - 41 RAHIMAH ISNIN; CHRISTINA SALAM, AND ANGEL E. KAIFER 'Bimodal Cyclodextrin Complexation of Ferrocene Derivatives Containing n-Alkyl Chains of Varying Length' cited in the application see the whole document ---	1-10
Y	INORGANIC CHEMISTRY vol. 8, no. 6, June 1969, EASTON US pages 1340 - 1347 J.A. MCCLEVERTY; T.A. JAMES, AND E.J. WHARTON 'Transition Metal Dithiolene Complexes. IX. Manganese pi-Cyclopentadienyl(nitrosyl)dithiolene and Related Metal Complexes' cited in the application see the whole document ---	1-6,8-10
Y	EP,A,0 127 958 (GENETICS INTERNATIONAL, INC.) 12 December 1984 cited in the application see the whole document ---	1-10
Y	EP,A,0 230 786 (GENETICS INTERNATIONAL, INC.) 5 August 1987 cited in the application see the whole document ---	1-10
	-/--	

III. DOCUMENTS CONSIDERED TO BE RELEVANT (CONTINUED FROM THE SECOND SHEET)		Relevant to Claim No.
Category °	Citation of Document, with indication, where appropriate, of the relevant passages	
A	JOURNAL OF BIOTECHNOLOGY vol. 15, no. 3, August 1990, AMSTERDAM NL pages 229 - 238 S.P. HENDRY; I.J. HIGGINS AND J.V. BANNISTER 'Amperometric Biosensors' see page 232, line 39 - page 238 -----	1-10
A	JOURNAL OF ORGANOMETALLIC CHEMISTRY vol. 170, no. 2, May 1979, LAUSANNE CH pages 217 - 227 D.L. REGER; D.J. FAUTH AND M.D. DUKES 'Preparation of New (Eta5-C5H4CH3)Mn(NO)(PPh3) and (Eta7-C7H7)Mo(CO)(PPh3) Complexes' cited in the application see the whole document -----	1-10



ANNEX TO THE INTERNATIONAL SEARCH REPORT  
ON INTERNATIONAL PATENT APPLICATION NO.

GB 9301179  
SA 74876

This annex lists the patent family members relating to the patent documents cited in the above-mentioned international search report.  
The members are as contained in the European Patent Office EDP file on  
The European Patent Office is in no way liable for these particulars which are merely given for the purpose of information. 01/09/93

Patent document cited in search report	Publication date	Patent family member(s)	Publication date
EP-A-0150602	07-08-85	AU-A- 3786585	12-07-85
		WO-A- 8502861	04-07-85
		JP-T- 61500732	17-04-86
WO-A-9204466	19-03-92	AU-A- 8437791	30-03-92
		EP-A- 0546019	16-06-93
EP-A-0127958	12-12-84	GB-A- 2154003	29-08-85
		AU-B- 572138	05-05-88
		AU-A- 2775584	08-11-84
		CA-A- 1226036	25-08-87
		DE-A- 3485554	16-04-92
		EP-A- 0351891	24-01-90
		EP-A- 0351892	24-01-90
		JP-A- 60017344	29-01-85
		AU-B- 616169	24-10-91
		AU-A- 1239188	07-07-88
		AU-B- 569076	21-01-88
		AU-A- 2775384	08-11-84
		AU-B- 580257	12-01-89
		AU-A- 2775484	08-11-84
		CA-A- 1219040	10-03-87
		CA-A- 1223638	30-06-87
		CA-A- 1218704	03-03-87
		CA-A- 1220818	21-04-87
		EP-A- 0125867	21-11-84
		EP-A, B 0125136	14-11-84
EP-A, B 0125137	14-11-84		
EP-A- 0125139	14-11-84		
US-A- 4758323	19-07-88		
US-A- 4711245	08-12-87		
EP-A-0230786	05-08-87	CA-A- 1242245	20-09-88
		DE-A- 3681722	31-10-91
		JP-A- 62243536	24-10-87

EPO FORM P0278

For more details about this annex : see Official Journal of the European Patent Office, No. 12/82

**BLANK PAGE**